


# HORIZONTAL MIXER/ SURGE HOPPER

## FAST & UNIFORM MIXING



(Optional) outboard mounted pillowblock bearings with removable shims for ribbon clearance adjustment



Removable inspection panels

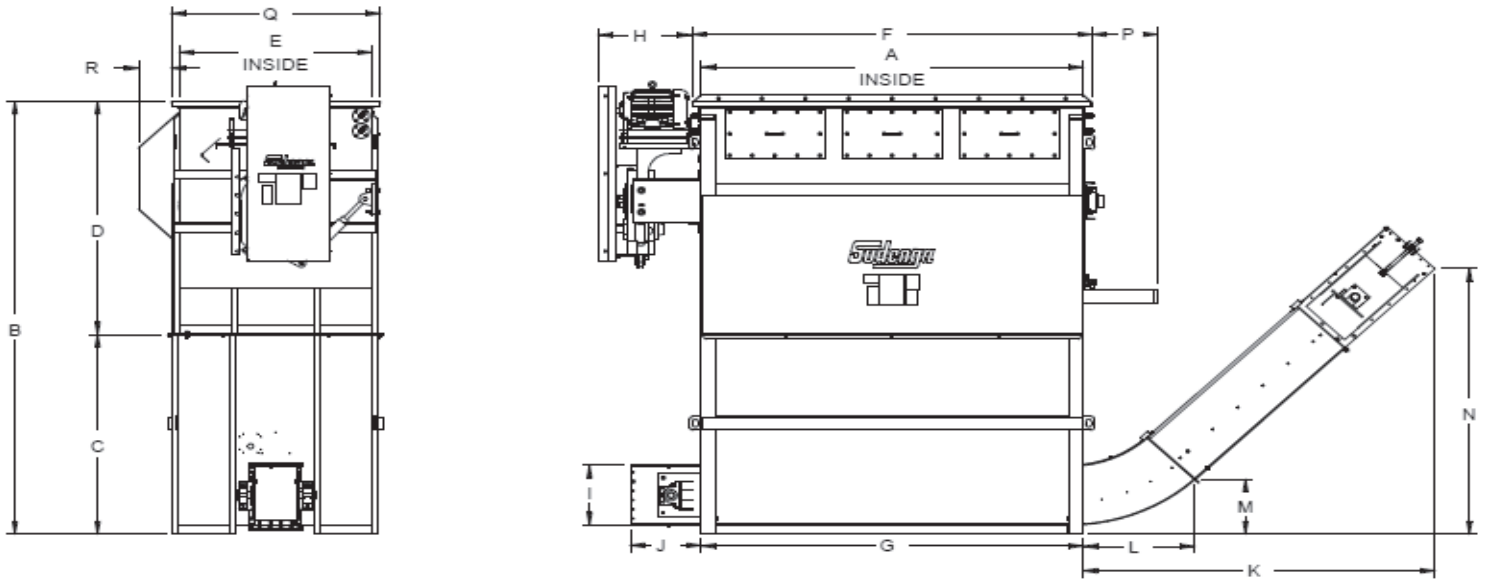


View of opposite side

SUDENGA FEED PROCESSING  
EQUIPMENT  
**NEED  
FOR FEED**

**DURABLE CONSTRUCTION  
& EASY SYSTEM INTEGRATION**

# HORIZONTAL MIXER / SURGE HOPPER



HIGH SPEED MIXER /SURGE HOPPER DIMENSIONS

Model	Mixer Tank Capacity tt (m <sup>3</sup> )	Mixing Capacity Volume tt (m <sup>3</sup> )	Surge Hopper Working Capacity tt (m <sup>3</sup> )	A	B	C	D	E	F	G	H	I	J	K	L	M	N	P	Q	R
				inches (cm)	inches (cm)	inches (cm)	inches (cm)	inches (cm)	inches (cm)	inches (cm)	inches (cm)	inches (cm)	inches (cm)		inches (cm)	inches (cm)	inches (cm)	inches (cm)	inches (cm)	inches (cm)
M2000	86 (2.44)	60 (1.70)	73.50 (2.08)	72.00 (182.9)	137.62 (349.6)	63.12 (160.3)	74.50 (189.2)	46.00 (116.8)	75.94 (192.9)	72.00 (182.9)	18.75 (47.6)	19.25 (48.9)	20.00 (50.8)	Variable	31.50 (80.0)	17.63 (44.8)	Variable	18.44 (46.8)	49.50 (125.7)	9.12 (23.2)
M4000	180 (5.09)	120 (3.39)	147.00 (4.16)	108.00 (274.3)	139.37 (354.0)	64.25 (163.2)	75.12 (190.8)	54.25 (137.8)	113.00 (287.0)	108.00 (274.3)	26.50 (67.3)	19.25 (48.9)	20.00 (50.8)	Variable	31.50 (80.0)	17.63 (44.8)	Variable	18.44 (46.8)	59.00 (149.9)	9.12 (23.2)
M6000	272 (7.70)	190 (5.38)	232.75 (6.59)	126.00 (320.0)	171.88 (436.6)	79.38 (201.6)	92.50 (235.0)	62.00 (157.5)	131.12 (333.0)	126.00 (320.0)	30.88 (78.4)	19.25 (48.9)	20.00 (50.8)	Variable	31.50 (80.0)	17.63 (44.8)	Variable	18.44 (46.8)	67.25 (170.8)	9.12 (23.2)

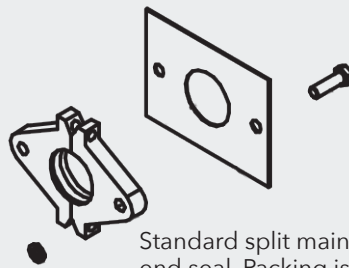
## MIXER / SURGE HOPPER FEATURES



Torque arm reducer drive. Belt guard is removed for illustration purposes

### FAST, EFFICIENT CLEAN-OUT BETWEEN MIXING BATCHES

- Surge conveyor can be designed using a curved section for inclines up to 45°
- Available with paddle drag conveyor
- Surge hopper capacity will hold the complete batch in the mixer
- Custom designed conveyor extension for each specific application



Standard split mainshaft end seal. Packing is easily removed for maintenance.

(PILLOW BLOCK BEARINGS ONLY.)

#### MULTIPLE SLIDE GATE:

- One, two or three gate openings
- Curve slide gate arrangement eliminates any interior pockets
- Bolted, replaceable UHMW on sliding surfaces
- Adjustable gate support track
- Pneumatic or electric operated

**Sudenga**  
INDUSTRIES, INC.

1-888-SUDENGA | 1-712-475-3301 | Fax: 1-712-475-3320  
PO Box 8, 2002 Kingbird Ave., George, IA 51237 USA  
sales@sudenga.com | www.sudenga.com